


Shenzhen MTC Co., Ltd.

2014



002429

2014 8 12



| | | | |
|--|------------------------|--|--------|
| | | | 002429 |
| | | | |
| | | | |
| | | | |
| | Shenzhen MTC Co., Ltd. | | |
| | MTC | | |
| | | | |

| | | |
|--|-----------------|-----------------|
| | | |
| | | |
| | 3069 | 3069 |
| | A 32 | A 32 |
| | 0755-33345613 | 0755-33345613 |
| | 0755-33345607 | 0755-33345607 |
| | ls@szmtc.com.cn | ls@szmtc.com.cn |

1

2013

2013

| | | | | | |
|--|------------|---|-----------------|-----------------|------------|
| | | | | | |
| | 2005 04 04 | A | 440301102850794 | 44030677272966X | 77272966-X |
| | 2014 5 12 | A | 440301102850794 | 44030677272966X | 77272966-X |
| | | | | | |
| | | | | | |

2014 5 12

106,792.7806

106,832.1806

| | | | |
|---|------------------|------------------|---------------|
| | | | |
| | 3,366,113,516.62 | 2,593,801,175.38 | 29.78% |
| | 282,700,587.77 | 240,196,920.31 | 17.70% |
| | 292,048,576.44 | 226,444,805.64 | 28.97% |
| | 423,712,877.23 | -334,238,727.02 | 226.77% |
| / | 0.1764 | 0.1499 | 17.68% |
| / | 0.1764 | 0.1499 | 17.68% |
| | 7.13% | 6.95% | 0.18 |
| | | | |
| | 6,829,167,134.94 | 7,212,856,369.15 | -5.32% |
| | 4,101,011,494.88 | 3,826,417,507.68 | 7.18% |
| | | | 1,602,055,209 |

| | | |
|--|----------------|----------|
| | | |
| | 114,832.28 | |
| | | |
| | 882,054.00 | |
| | | |
| | | |
| | 10,982,542.62 | |
| | | |
| | | |
| | | |
| | | |
| | | |
| | | |
| | -20,890,331.85 | DF |
| | | 2,089.03 |
| | | |
| | | |
| | | |

| | | |
|--|---------------|----|
| | | |
| | | |
| | | |
| | -350,878.01 | |
| | | |
| | 86,207.71 | |
| | | |
| | -9,347,988.67 | -- |

| | | |
|--|---------------|---------------------------------------|
| | | |
| | | 2000 25 2000 577 |
| | | 17% |
| | 30,637,980.50 | 3% |
| | 14% | () |

1

20,050,492.42

2014

| | | |
|-----------|------------|--------|
| | 336,611.35 | 29.78% |
| 28,270.06 | 17.70% | |

1

10

1

2

| | | | | % | |
|--|------------------|------------------|-----------------|-----------|------|
| | 967,931,279.08 | 1,869,154,364.49 | -901,223,085.41 | -48.22% | (1) |
| | 0 | 20,890,331.85 | -20,890,331.85 | -100.00% | (2) |
| | 135,697,096.02 | 332,504,657.80 | -196,807,561.78 | -59.19% | (3) |
| | 163,368,362.16 | 425,644,898.20 | -262,276,536.04 | -61.62% | (4) |
| | 5,127,692.19 | 10,292,118.62 | -5,164,426.43 | -50.18% | (5) |
| | 35,009,466.57 | 25,334,505.90 | 9,674,960.67 | 38.19% | (6) |
| | 439,980,515.48 | 287,279,722.07 | 152,700,793.41 | 53.15% | (7) |
| | 902,376,245.45 | 2,583,135.16 | 899,793,110.29 | 34833.37% | (8) |
| | 0 | 2,129,094.97 | -2,129,094.97 | -100.00% | (9) |
| | 336,085.79 | 596,242.99 | -260,157.20 | -43.63% | (10) |
| | 1,602,055,209.00 | 1,068,321,806.00 | 533,733,403.00 | 49.96% | (11) |
| | 476,047,119.21 | 1,022,679,672.21 | -546,632,553.00 | -53.45% | (12) |
| | 0.00 | 1,134,300.00 | -1,134,300.00 | -100.00% | (13) |
| | | | | % | |
| | 3,366,113,516.62 | 2,593,801,175.38 | 772,312,341.24 | 29.78% | |
| | 2,870,535,668.91 | 2,231,863,536.40 | 638,672,132.51 | 28.62% | |
| | 25,208,087.04 | 6,643,169.69 | 18,564,917.35 | 279.46% | (14) |
| | 80,455,107.24 | 55,054,126.83 | 25,400,980.41 | 46.14% | (15) |
| | 87,109,187.49 | 35,064,020.35 | 52,045,167.14 | 148.43% | (16) |
| | -11,908,031.68 | -12,655,137.13 | 747,105.45 | 5.90% | |

| | | | | | |
|--|-----------------|-----------------|-----------------|----------|------|
| | 27,751,385.40 | 14,973,879.38 | 12,777,506.02 | 85.33% | (17) |
| | -20,890,331.85 | 0.00 | -20,890,331.85 | | (18) |
| | 31,033,035.04 | 12,852,568.48 | 18,180,466.56 | 141.45% | (19) |
| | 32,833,777.71 | 3,511,529.86 | 29,322,247.85 | 835.03% | (20) |
| | 1,549,788.94 | 146,316.38 | 1,403,472.56 | 959.20% | (21) |
| | 45,688,216.41 | 38,886,160.30 | 6,802,056.11 | 17.49% | |
| | 107,419,414.54 | 86,892,339.38 | 20,527,075.16 | 23.62% | |
| | | | | % | |
| | 423,712,877.23 | -334,238,727.02 | 757,951,604.25 | 226.77% | 22 |
| | -217,920,746.37 | -485,645,095.02 | 267,724,348.65 | 55.13% | 23 |
| | -597,895,808.87 | 293,084,701.99 | -890,980,510.86 | -304.00% | 24 |
| | -375,897,961.41 | -522,798,883.24 | 146,900,921.83 | -28.10% | |

(1) 90,122.31 48.22%

(2) 2,089.03 100.00%

(3) 19,680.76 59.19%

(4) 26,227.65 61.62%

(5) 516.44 50.18%

(6) 967.50 38.19%

483.20 311.15

(7) 15,270.08 53.15%

(8) 89,979.31 34833.37%

| | | |
|-----|-----------|---------|
| | 89,810.00 | |
| (9) | 212.91 | 100.00% |

| | | | | |
|-----------|-----------|----------|-----------|-----------|
| (15) | | 2,540.10 | 46.14% | |
| | | | | 1,602.01 |
| | | | | 378.56 |
| (16) | | 5,204.52 | 148.43% | |
| | | 4,462.88 | | |
| | 615.00 | | | |
| (17) | | 1,277.75 | 85.33% | |
| | | 1,574.46 | | |
| (18) | | 2,089.03 | | |
| DF | | | | 2,089.03 |
| (19) | | 1,818.05 | 141.45% | |
| (20) | | 2,932.22 | 835.03% | |
| | | 3,063.80 | | 2,829.81 |
| (21) | | 140.35 | 959.20% | |
| | 100 | | | |
| 28.90 | | | | |
| (22) | | | 75,795.16 | 226.77% |
| 95,111.73 | | | | 2,829.81 |
| | | | 14,304.28 | |
| | | | 3,611.14 | |
| (23) | | | 26,772.43 | 55.13% |
| | | | 87,356.49 | |
| | 10,920.06 | | | 53,280.31 |
| (24) | | | 89,098.05 | 304.00% |

:

64,424.07

157,998.25

ODM

ODM

“

”

ODM

ODM

ODM

ODM

ODM

LED

,

ODM


ODM

LED

ERP

| | | |
|----------------|---|---------|
| | | |
| 500,000,000.00 | 249,896,700.00 | 100.08% |
| | | |
| | <p style="text-align: center;">LED LED LED LED</p> <p style="text-align: center;">DVD TFT LCD MID</p> | 100.00% |

150,000,000.00 2014/01/07 2014/03/28 150,000,000.00 1,972,602.74 1,972,602.74



| | | | | | | | | | | | | | |
|--|--|--|--|----------------|------------|------------|--|--|---------------|--|--|--|----------|
| | | | | 150,000,000.00 | 2014/03/27 | 2015/03/27 | | | 13,200,000.00 | | | | 2014-025 |
| | | | | 100,000,000.00 | 2014/04/23 | 2016/04/23 | | | 18,825,753.42 | | | | 2014-038 |
| | | | | 50,000,000.00 | 2014/04/29 | 2015/04/29 | | | 4,500,000.00 | | | | 2014-040 |
| | | | | 300,000,000.00 | 2014/04/29 | 2016/04/29 | | | 55,876,438.36 | | | | 2014-040 |
| | | | | 50,000,000.00 | 2014/04/23 | 2016/04/23 | | | 10,013,698.63 | | | | 2014-039 |
| | | | | 100,000,000.00 | 2014/04/29 | 2015/04/29 | | | 9,300,000.00 | | | | 2014-040 |
| | | | | 40,100,000.00 | 2014/04/29 | 2016/02/20 | | | 6,909,284.93 | | | | 2014-041 |
| | | | | 200,000,000.00 | 2014/05/16 | 2015/05/16 | | | 18,600,000.00 | | | | 2014-046 |
| | | | | 150,000,000.00 | 2014/05/22 | 2015/05/22 | | | 13,800,000.00 | | | | 2014-047 |
| | | | | 78,000,000.00 | 2014/06/09 | 2015/12/16 | | | 11,030,054.79 | | | | 2014-050 |

| | | | | | | | | | | | | | |
|--|--|--|--|-----------------|------------|------------|---------------|--|---------------|------------|--|--|----------|
| | | | | | | | | | | | | | |
| | | | | 80,000,000.00 | 2014/06/20 | 2016/06/20 | | | 15,060,602.74 | | | | 2014-052 |
| | | | | 100,000,000.00 | 2014/03/20 | | | | | | | | |
| | | | | 100,000,000.00 | 2014/03/21 | | | | | | | | |
| | | | | -100,000,000.00 | | 2014/03/26 | | | | | | | |
| | | | | 600,000,000.00 | 2014/04/04 | | | | | | | | |
| | | | | -100,000,000.00 | | 2014/04/11 | | | | | | | |
| | | | | -50,000,000.00 | | 2014/04/14 | | | | | | | |
| | | | | -100,000,000.00 | | 2014/04/21 | | | | | | | |
| | | | | -250,000,000.00 | | 2014/04/25 | | | | | | | |
| | | | | 220,000,000.00 | 2014/04/29 | | | | | | | | |
| | | | | -200,000,000.00 | | 2014/05/13 | | | | | | | |
| | | | | -220,000,000.00 | | 2014/05/15 | | | | | | | |
| | | | | 200,000,000.00 | 2014/05/16 | | | | | | | | |
| | | | | -150,000,000.00 | | 2014/05/21 | | | | | | | |
| | | | | -50,000,000.00 | | 2014/06/19 | | | | | | | |
| | | | | 91,000,000.00 | 2014/05/07 | | | | | | | | |
| | | | | -91,000,000.00 | | 2014/05/13 | | | | | | | |
| | | | | 40,000,000.00 | 2014/04/01 | 2014/10/08 | | | 1,082,739.73 | | | | |
| | | | | 70,000,000.00 | 2014/04/01 | 2014/05/07 | | | 331,397.26 | 331,397.26 | | | |
| | | | | 80,000,000.00 | 2014/05/13 | 2014/08/13 | | | 1,008,219.18 | | | | |
| | | | | 19,000,000.00 | 2014/01/07 | 2014/03/28 | 19,000,000.00 | | 249,863.01 | 249,863.01 | | | |

| | | | | | | | | | | | | |
|--|--|--|---------------|------------|------------|---------------|--|--------------|--------------|--|--|--|
| | | | | | | | | | | | | |
| | | | 15,000,000.00 | 2014/04/30 | 2014/06/29 | 15,000,000.00 | | 120,821.92 | 120,821.92 | | | |
| | | | 40,000,000.00 | 2014/04/30 | 2014/10/27 | | | 1,065,205.48 | | | | |
| | | | 30,000,000.00 | 2014/05/04 | 2014/05/25 | | | 77,671.23 | 81,369.86 | | | |
| | | | 40,000,000.00 | 2014/06/17 | 2014/07/17 | | | 147,945.21 | | | | |
| | | | 90,000,000.00 | 2014/01/28 | 2014/04/26 | 90,000,000.00 | | 1,304,600.00 | 1,304,600.00 | | | |
| | | | 50,000,000.00 | 2014/01/27 | 2014/04/28 | 50,000,000.00 | | 783,611.11 | 783,611.11 | | | |
| | | | 50,000,000.00 | 2014/04/16 | 2014/09/30 | | | 1,372,602.74 | | | | |
| | | | 50,000,000.00 | 2014/04/16 | 2014/09/30 | | | 1,372,602.74 | | | | |
| | | | 30,000,000.00 | 2014/04/16 | 2014/05/26 | 30,000,000.00 | | 180,821.92 | 180,821.92 | | | |
| | | | | | | | | | | | | |
| | | | | | | | | | | | | |

| | | | | | | | | | | | | | |
|--|--|--|--|--|--|--|--|--|--|--|--|--|--|
| | | | | | | | | | | | | | |
| | | | | | | | | | | | | | |

1

2 16 17

3


1

2

(%)(3)
(2)/(1)

| | |
|--|--|
| | 2012 “ ” |
| | 1 2010 6 28 128,348.8 2 2012 9 17 2012 5,146.27 |
| | 5,146.27 C-17-4 |
| | |
| | |
| | |





2014

| | | | |
|--|----|------|----|
| | | 2014 | 12 |
| | 31 | | |
| | | | |

4

| | | | | | | | | | |
|--|--|--|--|-------|-------------------|-------------------|-------------------|-------------------|---------------|
| | | | | 1,000 | 19,692,200. 83 | 1,669,126.3 2 | 5,502,631.2 5 | 951,051.7 2 | 950,736.92 |
| | | | | 3,000 | 67,850,329. 69 | 21,566,404. 98 | 32,507,358. 02 | -2,329,44 0.10 | -1,915,341.38 |

(LED)

| | | | | | |
|--|--|---|--|--|--|
| | | | | | |
| | | 2014 02 26 | | | |
| | | http://www.cninfo.com.cn | | | |

LED

C-17-4

LED

LED

7

100

8

2014 1-9

| | | | |
|----------|-----------|--|-----------|
| 2014 1-9 | 0.00% | | 20.00% |
| 2014 1-9 | 44,581.69 | | 53,498.03 |
| 2013 1-9 | | | 44,581.69 |
| | | | |

2013

2014 5 8

2013

2013

1,068,036,806

10 5

2014 6 10

2014

6 11

| |
|--|
| |
|--|

| | | | | | |
|--|--|--|--|--|--|
| | | | | | |
| | | | | | |

1

2

3

9

3

4

5

6

7

8

1)

2)

<http://irm.cninfo.com.cn/szse/>

3

7

| 1 | | 2014-02-25 | |
|---|--|------------|--|
| 2 | | 2014-02-25 | |
| 3 | | 2014-04-11 | |

1

2

3

2013 10 18

285,000

3.98 /

2013 10 22

45

1,134,300

2014 3 22 “

2014 4 1

(285,000)

()

849,300 ”

2014 5 27

| A1 | | | | | A2 | | | |
|----|----------|-------------|------------|------------|----|------------|-----------|--|
| A3 | | | | | A4 | | | |
| | | | | | | | | |
| | | | | | | | | |
| | 2012-8-8 | 3,000 RMB | 2012.12.14 | 475(USD) | | 2013-12-13 | 2014-1-27 | |
| | | 30,000 RMB | 2012.11.30 | 120(USD) | | 2013-11-4 | 2014-2-3 | |
| | | | | 300(USD) | | 2013-11-11 | 2014-3-4 | |
| | 2013-2-6 | 4,000 RMB | 2013.3.22 | 1,500(RMB) | | 2013-5-27 | 2014-5-27 | |
| | | 30,000(RMB) | 2013.12.20 | | | | | |

| | | | |
|-------|--------|-------|---|
| B3 | | B4 | |
| | | | |
| A1+B1 | 80,000 | A2+B2 | 0 |
| A3+B3 | 80,000 | A4+B4 | 0 |
| A4+B4 | | | 0 |
| | | | |
| C | | | 0 |
| D 70% | | | 0 |
| E 50% | | | 0 |
| C+D+E | | | 0 |
| | | | |
| | | | |

1

2

3

4

5%

2010 03
09

| | 17,006,700 | 1.59% | | | 6,738,137 | -3,530,425 | 3,207,712 | 20,214,412 | 1.26% |
|---|---------------|--------|--|--|-------------|------------|-------------|---------------|--------|
| 3 | 17,006,700 | 1.59% | | | 6,738,137 | -3,530,425 | 3,207,712 | 20,214,412 | 1.26% |
| | 17,006,700 | 1.59% | | | 6,738,137 | -3,530,425 | 3,207,712 | 20,214,412 | 1.26% |
| | 1,051,315,106 | 98.41% | | | 527,280,266 | 3,245,425 | 530,525,691 | 1,581,840,797 | 98.74% |
| 1 | | | | | | | | | |

| | | | | | | | | |
|----|--------|---|-------------|---|----|--|------|---|
| 1 | 2013 | | 2014 | 6 | 10 | | 2014 | 6 |
| 11 | | | | | | | | |
| 2 | 2014 | 5 | 27 | | | | | |
| 4 | | | | | | | | |
| 1 | | | | | | | | |
| 2 | | | | | | | | |
| 3 | | | 533,733,403 | | | | | |
| | 3.8387 | | 2.5598 | | | | | |
| 5 | | | | | | | | |
| 6 | | | | | | | | |

| | | | | | | | | |
|--|--|--------|---------------|-------------|--|---------------|--|---|
| | | | 27,806 | | | | | 0 |
| | | 5% | 10 | | | | | |
| | | | | | | | | |
| | | 63.90% | 1,023,730,313 | 341,243,438 | | 1,023,730,313 | | |
| | | 4.01% | 64,250,556 | 20,485,965 | | 64,250,556 | | |

| | | | | | | | | |
|----|--|-------|------------|------------|---------------|------------|---------------|--|
| | | 2.71% | 43,490,179 | 15,724,726 | | 43,490,179 | | |
| | | 2.30% | 36,819,206 | 11,687,569 | | 36,819,206 | | |
| | | 1.12% | 18,000,000 | -7,864,884 | | 18,000,000 | | |
| | | 1.02% | 16,378,818 | 5,459,606 | | 16,378,818 | | |
| | | 0.84% | 13,498,985 | 8,383,938 | | 13,498,985 | | |
| | | 0.76% | 12,202,792 | 8,029,405 | | 12,202,792 | | |
| | | 0.62% | 9,966,794 | 3,322,264 | 7,475,095 | 2,491,699 | | |
| | | 0.55% | 8,771,037 | 2,923,679 | | 8,771,037 | | |
| | | | | | | | | |
| 10 | | | | | | | | |
| | | | | | | | | |
| | | | | | | | | |
| | | | | | 1,023,730,313 | | 1,023,730,313 | |
| | | | | | 64,250,556 | | 64,250,556 | |
| | | | | | 43,490,179 | | 43,490,179 | |

| | | | | | | | | | |
|--|----|----|------------|-----------|---|------------|---------|---|---------|
| | | | | | | | | | |
| | | | 926,743 | 463,371 | | 1,390,114 | | | |
| | | | 6,644,530 | 3,322,264 | | 9,966,794 | | | |
| | | | 4,983,397 | 2,491,699 | | 7,475,096 | | | |
| | | | | | | | | | |
| | | | 442,968 | 221,484 | | 664,452 | | | |
| | | | | | | | | | |
| | | | | | | | | | |
| | | | | | | | | | |
| | | | 907,650 | 453,826 | | 1,361,476 | | | |
| | | | | | | | | | |
| | | | 112,500 | 56,250 | | 168,750 | 150,000 | | 225,000 |
| | | | | | | | | | |
| | -- | -- | 14,017,788 | 7,008,894 | 0 | 21,026,682 | 150,000 | 0 | 225,000 |

| | | | | |
|--|--|--|------|-----|
| | | | | |
| | | | 2014 | 5 8 |

| | | | |
|--|--|--|--|
| | | | |
| | | | |
| | | | |

| | | | |
|--|--|--|--|
| | | | |
| | | | |
| | | | |
| | | | |

| | |
|--|--|
| | |
| | |
| | |

| | | | |
|--|--|--|--|
| | | | |
| | | | |
| | | | |
| | | | |
| | | | |
| | | | |
| | | | |
| | | | |

| | |
|--|--|
| | |
| | |
| | |
| | |

| | | |
|--|--|--|
| | | |
| | | |
| | | |
| | | |
| | | |
| | | |
| | | |
| | | |

| | |
|--|--|
| | |
| | |
| | |
| | |
| | |
| | |
| | |
| | |
| | |
| | |
| | |

| | | | | | | |
|--|--|--|--|--|--|--|
| | | | | | | |
|--|--|--|--|--|--|--|

| | | | | | | |
|--|--|--|--|--|--|--|
| | | | | | | |
|--|--|--|--|--|--|--|

| | | | | | |
|--|--|--|--|--|--|
| | | | | | |
| | | | | | |
| | | | | | |
| | | | | | |
| | | | | | |
| | | | | | |
| | | | | | |
| | | | | | |

-

| | | |
|--|--|--|
| | | |
| | | |
| | | |

| | | | | | | |
|--|--|--|--|--|--|--|
| | | | | | | |
| | | | | | | |
| | | | | | | |
| | | | | | | |

| | | | | |
|--|--|--|--|--|
| | | | | |
| | | | | |
| | | | | |
| | | | | |
| | | | | |
| | | | | |
| | | | | |
| | | | | |

| | |
|--|--|
| | |
|--|--|

| | | | | |
|--|--|--|--|--|
| | | | | |
| | | | | |
| | | | | |
| | | | | |

| | | | | |
|--|--|--|--|--|
| | | | | |
| | | | | |
| | | | | |
| | | | | |

| | | | | |
|--|--|--|--|--|
| | | | | |
| | | | | |
| | | | | |
| | | | | |
| | | | | |
| | | | | |
| | | | | |
| | | | | |

| | | | |
|--|--|--|--|
| | | | |
| | | | |
| | | | |

| | | | | |
|--|--|--|--|--|
| | | | | |
| | | | | |
| | | | | |
| | | | | |

| | | |
|--|--|--|
| | | |
| | | |

| | | | | |
|---|--|--|--|--|
| | | | | |
| | | | | |
| | | | | |
| ! | | | | |
| | | | | |
| | | | | |
| | | | | |
| | | | | |
| | | | | |
| | | | | |

| | | | | |
|--|--|--|--|--|
| | | | | |
| | | | | |
| | | | | |
| | | | | |
| | | | | |
| | | | | |

| | | | | | |
|--|--|--|--|--|--|
| | | | | | |
| | | | | | |
| | | | | | |
| | | | | | |
| | | | | | |
| | | | | | |
| | | | | | |
| | | | | | |

| | | | |
|--|--|--|--|
| | | | |
| | | | |
| | | | |
| | | | |
| | | | |
| | | | |
| | | | |
| | | | |

| | | | |
|--|--|--|--|
| | | | |
| | | | |
| | | | |
| | | | |
| | | | |
| | | | |
| | | | |
| | | | |

| | | | | |
|--|--|--|--|--|
| | | | | |
| | | | | |

| | | | | | |
|--|--|--|--|--|--|
| | | | | | |
| | | | | | |
| | | | | | |

| | | | | |
|--|--|--|--|--|
| | | | | |
| | | | | |
| | | | | |
| | | | | |
| | | | | |
| | | | | |
| | | | | |
| | | | | |

| | | | | | | |
|--|--|--|--|--|--|--|
| | | | | | | |
| | | | | | | |
| | | | | | | |
| | | | | | | |
| | | | | | | |
| | | | | | | |
| | | | | | | |
| | | | | | | |

| | | | | | | |
|--|--|--|--|--|--|--|
| | | | | | | |
| | | | | | | |
| | | | | | | |
| | | | | | | |
| | | | | | | |
| | | | | | | |
| | | | | | | |
| | | | | | | |

| | | | | | | |
|--|--|--|--|--|--|--|
| | | | | | | |
| | | | | | | |
| | | | | | | |
| | | | | | | |
| | | | | | | |
| | | | | | | |
| | | | | | | |
| | | | | | | |

| | | | | |
|--|--|--|--|--|
| | | | | |
| | | | | |
| | | | | |
| | | | | |

| | |
|--|--|
| | |
| | |
| | |

| | | |
|--|--|--|
| | | |
| | | |
| | | |
| | | |

| | | | | |
|--|--|--|--|--|
| | | | | |
| | | | | |
| | | | | |
| | | | | |
| | | | | |

| | | |
|--|--|--|
| | | |
| | | |
| | | |
| | | |
| | | |

| | | |
|--|--|--|
| | | |
| | | |
| | | |

| | | |
|--|--|--|
| | | |
| | | |
| | | |
| | | |
| | | |
| | | |

| | | |
|--|--|--|
| | | |
| | | |
| | | |
| | | |

| | | | | |
|--|--|--|--|--|
| | | | | |
| | | | | |
| | | | | |
| | | | | |
| | | | | |

| | | |
|--|--|--|
| | | |
| | | |
| | | |
| | | |

| | | | | |
|--|--|--|--|--|
| | | | | |
| | | | | |
| | | | | |
| | | | | |

| | | | | |
|--|--|--|--|--|
| | | | | |
| | | | | |
| | | | | |
| | | | | |
| | | | | |
| | | | | |
| | | | | |
| | | | | |

| | | |
|--|--|--|
| | | |
| | | |
| | | |
| | | |
| | | |
| | | |
| | | |
| | | |
| | | |
| | | |
| | | |
| | | |
| | | |
| | | |
| | | |

| | | |
|--|--|--|
| | | |
| | | |
| | | |
| | | |

| | | | |
|--|--|--|--|
| | | | |
| | | | |
| | | | |
| | | | |

| | | |
|--|--|--|
| | | |
| | | |

| | | |
|--|--|--|
| | | |
| | | |
| | | |
| | | |
| | | |

| | | |
|--|--|--|
| | | |
| | | |
| | | |

| | | |
|--|--|--|
| | | |
| | | |
| | | |

| | | | | |
|--|--|--|--|--|
| | | | | |
| | | | | |
| | | | | |
| | | | | |

| | | |
|--|--|--|
| | | |
| | | |
| | | |

| | | | | | | |
|--|--|--|--|--|--|--|
| | | | | | | |
| | | | | | | |
| | | | | | | |

| | | | | |
|--|--|--|--|--|
| | | | | |
| | | | | |

| | | | | |
|--|--|--|--|--|
| | | | | |
| | | | | |
| | | | | |
| | | | | |

| | | | | |
|--|--|--|--|--|
| | | | | |
| | | | | |
| | | | | |

| | | |
|--|--|--|
| | | |
| | | |
| | | |
| | | |
| | | |
| | | |
| | | |
| | | |
| | | |
| | | |

| | | | |
|--|--|--|--|
| | | | |
| | | | |
| | | | |
| | | | |
| | | | |
| | | | |
| | | | |
| | | | |
| | | | |
| | | | |

| | | | | |
|--|--|--|--|--|
| | | | | |
| | | | | |
| | | | | |
| | | | | |
| | | | | |

| | | | |
|--|--|--|--|
| | | | |
|--|--|--|--|

| | | | | | |
|--|--|--|--|--|--|
| | | | | | |
| | | | | | |

| | | | | | |
|--|--|--|--|--|--|
| | | | | | |
| | | | | | |

| | | |
|--|--|--|
| | | |
| | | |
| | | |
| | | |

| | | | | |
|--|--|--|--|--|
| | | | | |
|--|--|--|--|--|

| | | | | | | |
|--|--|--|--|--|--|--|
| | | | | | | |
| | | | | | | |
| | | | | | | |

| | | | | | | |
|--|--|--|--|--|--|--|
| | | | | | | |
| | | | | | | |
| | | | | | | |
| | | | | | | |

| | | | |
|--|--|--|--|
| | | | |
| | | | |
| | | | |

| | | | |
|--|--|--|--|
| | | | |
| | | | |
| | | | |
| | | | |

| | | |
|--|--|--|
| | | |
| | | |

| | |
|--|--|
| | |
| | |
| | |
| | |
| | |

| | |
|--|--|
| | |
| | |
| | |
| | |
| | |

| | | | | | |
|--|--|--|--|--|--|
| | | | | | |
| | | | | | |
| | | | | | |
| | | | | | |
| | | | | | |
| | | | | | |
| | | | | | |
| | | | | | |
| | | | | | |
| | | | | | |

| | | | | | | |
|--|--|--|--|--|--|--|
| | | | | | | |
| | | | | | | |
| | | | | | | |
| | | | | | | |
| | | | | | | |
| | | | | | | |
| | | | | | | |

| | | | | | |
|----------------------------|--|--|--|--|--|
| | | | | | |
| | | | | | |
| MTC Electronic Co.,LIMITED | | | | | |
| | | | | | |
| | | | | | |
| | | | | | |
| | | | | | |

| | | | | |
|--|--|--|--|--|
| | | | | |
| | | | | |
| | | | | |
| | | | | |
| | | | | |
| | | | | |
| | | | | |

| | | | | | |
|--|--|--|--|--|--|
| | | | | | |
| | | | | | |
| | | | | | |
| | | | | | |
| | | | | | |
| | | | | | |
| | | | | | |

| | | | | | |
|--|--|--|--|--|--|
| | | | | | |
| | | | | | |
| | | | | | |
| | | | | | |
| | | | | | |
| | | | | | |
| | | | | | |

| | | |
|--|--|--|
| | | |
| | | |
| | | |
| | | |

| | | | |
|--|--|--|--|
| | | | |
| | | | |
| | | | |
| | | | |

| | | | |
|--|--|--|--|
| | | | |
| | | | |
| | | | |
| | | | |
| | | | |
| | | | |

| | | | |
|--|--|--|--|
| | | | |
| | | | |
| | | | |
| | | | |
| | | | |

| | | |
|--|--|--|
| | | |
| | | |
| | | |
| | | |
| | | |
| | | |

| | | | | | |
|--|------------------|------------------|-----------------|-----------|------|
| | 439,980,515.48 | 287,279,722.07 | 152,700,793.41 | 53.15% | (7) |
| | 902,376,245.45 | 2,583,135.16 | 899,793,110.29 | 34833.37% | (8) |
| | 0 | 2,129,094.97 | -2,129,094.97 | -100.00% | (9) |
| | 336,085.79 | 596,242.99 | -260,157.20 | -43.63% | (10) |
| | 1,602,055,209.00 | 1,068,321,806.00 | 533,733,403.00 | 49.96% | (11) |
| | 476,047,119.21 | 1,022,679,672.21 | -546,632,553.00 | -53.45% | (12) |
| | 0.00 | 1,134,300.00 | -1,134,300.00 | -100.00% | (13) |
| | | | | % | |
| | 25,208,087.04 | 6,643,169.69 | 18,564,917.35 | 279.46% | (14) |

| | | | | | |
|---------------|------------|-----------|------|------------------|----------------|
| (5) | | 516.44 | | 50.18% | |
| (6) | | 967.50 | | 38.19% | |
| | 483.20 | | | | 311.15 |
| (7) | | 15,270.08 | | 53.15% | |
| (8) | | 89,979.31 | | 34833.37% | |
| | | 89,810.00 | | | |
| (9) | | 212.91 | | 100.00% | |
| (10) | | 26.02 | | 43.63% | 2012 |
| | | 2012 | | | 2013 |
| 12 | | | | | |
| (11) | | 53,373.34 | | 49.96% | 2012 |
| | | | | | 285,000 |
| | 285,000.00 | 2014 5 8 | | 2013 | 2014 6 4 |
| | | 2013 | | | 1,068,036,806 |
| | | 10 5.0 | | | 534,018,403.00 |
| | 2014 6 10 | | | 1,602,055,209.00 | |
| (12) | | 54663.26 | | 53.45% | 2012 |
| | | | | | 285,000 |
| | 849,300.00 | 2014 5 8 | | 2013 | |
| 1,068,036,806 | | | 10 5 | | 534,018,403.00 |
| | 2014 6 30 | | | | |
| | 2014 6 30 | | | -11,764,850.00 | |
| (13) | | 113.43 | | 2013 10 18 | |

| | | | | |
|------|----------|----------|-----------|----------|
| | 285,000 | 3.98 / | 2014 5 27 | |
| (14) | | 1,856.49 | 279.46% | |
| (15) | 2,540.10 | 46.14% | | 1,602.01 |
| | | 378.56 | | |
| (16) | 5,204.52 | 148.43% | | |
| | 4,462.88 | | | |

| | | | |
|-----------|-----------|------------|-----------|
| 95,111.73 | | | 2,829.81 |
| | | 14,304.28 | |
| | | | 3,611.14 |
| (23) | | 26,772.43 | 55.13% |
| | | 87,356.49 | |
| | 10,920.06 | | 53,280.31 |
| (24) | | 89,098.05 | , 304.00% |
| : | | 64,424.07 | |
| | | 157,998.25 | |

2014